

The background of the slide features a large, detailed structure made of stacked metal cans, resembling a building or a monument. In the background, a clock tower is visible, also constructed from cans. The entire scene is set against a dark teal background with a red vertical bar on the right side.

# CanOpener 2023

PRESENTED BY:

**Canon**

CANON SOLUTIONS AMERICA

# Agenda

1

What is Canstruction?

2

Participation

3

Competition

4

Event Rules

5

Design Inspiration

6

Logistics

7

Oregon Food Bank

8

Questions?



# What is Canstruction?



A fun and unique design-build competition for architects, engineers, and construction professionals.

# Why Participate?

Help fight hunger in the  
local community



Networking



Positive Exposure




# How Can I Participate?

Sponsor



Volunteer



Create a Team



# Become a Sponsor



- ▶ Help this event be possible
- ▶ Cash and in-kind donations

Email: [sponsors@canstructionpdx.org](mailto:sponsors@canstructionpdx.org)



# Volunteer for the Committee

- Team Liaison
- Graphic Designer
- Social Media Coordinator
- Build-Day Volunteers
- De-construction Volunteers



Email: [info@canstructionpdx.org](mailto:info@canstructionpdx.org)



# Create a Team








It's All  
About  
the  
CANS!



# What statement do you want to make?

- ▶ Illuminating the major issue of hunger
- ▶ Engaging all sectors of the public
- ▶ Displaying good design
- ▶ Creating a visual and talking point







# Winning Categories



1. Best **Original** Design
2. Best **Meal**
3. Best Use of **Labels**
4. **Structural** Ingenuity
5. **Most** Cans
6. People's **Choice**

# Event Rules





# Food: Non-Permissible Items



**NO** glass containers or alcoholic beverages



**NO** junk food (e.g., candy, chips, etc.) or pet food




Food/Beverages **cannot** be opened, exposed, expired, or empty. Labels **cannot** be covered, removed or altered


# Building Materials: Non-Permissible Items



**NO** wood or metal beams, struts, steel tubes, or bracing materials;  
**NO** sheet metal, steel plates, Fiberock, or glass



**NO** leveling materials (templates) greater than 1/4" thick



**NO** power tools allowed in Mall; **NO** permanent adhesives or bonding process (soldering)







# Building Materials: Permissible Items

- ▶ Velcro, magnets, zip-ties, tape, silicone
- ▶ Rubber bands, nylon string, wire mesh or wire
- ▶ Wood or steel rods , PVC pipe, threaded metal rods
- ▶ Leveling materials (templates) not greater than 1/4" thick - Examples of approved leveling materials are: cardboard, foam-core, masonite, MDF, plywood, plexiglass, fiberglass



# Build-Out Regulations




- ▶ 10ft x 10ft x 8ft tall
- ▶ 5 members of the team are allowed on the carpet at one time
- ▶ 6 hours of build time to complete structures.
- ▶ Bring all supplies needed to build structures.
- ▶ Leave area “broom clean.”
- ▶ Dispose of all extra materials off-site.



# Design Inspiration

- Be Recognizable
- Use All Cans
- Be Colorful
- Keep it simple
- Be Photogenic
- Use a Powerful Mission Statement





GO BIG OR  
GO HOME





# MOST WANTED FOODS

Consider donating healthy, whole grain, low-fat, low-sodium and low-sugar products.



**PEANUT BUTTER**  
and other nut butters

**CANNED & BOXED MEALS**  
soup, chili, stew...



**CANNED MEAT**  
chicken, salmon, tuna



**BEANS & PEAS**  
canned or dried

**PASTA, RICE & CEREAL**  
whole grains



**FRUITS & VEGETABLES**



**SHELF-STABLE MILK**

**COOKING OIL**



**100% FRUIT & VEGETABLE JUICE**  
canned, plastic or boxed

## Most Wanted Foods



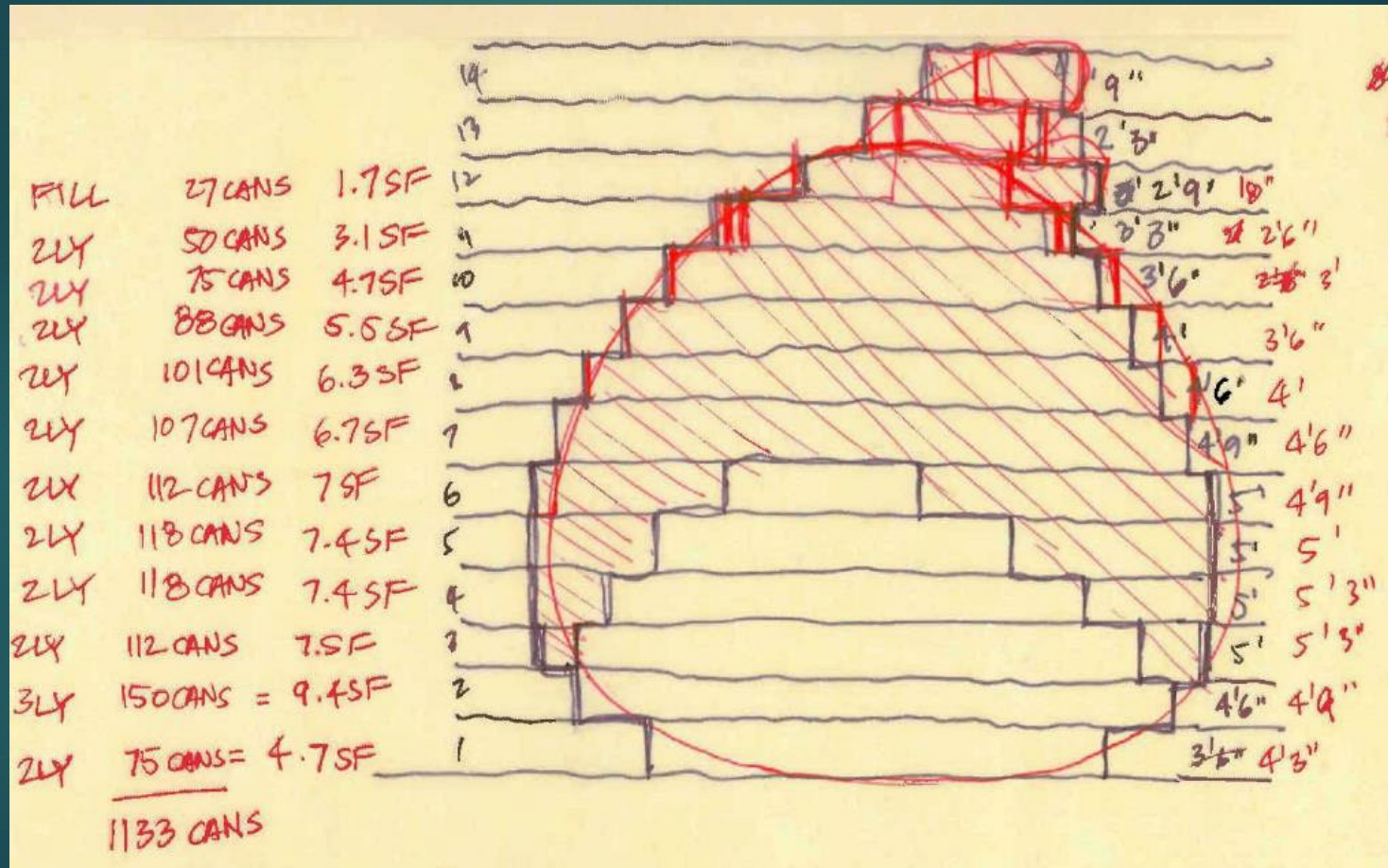
# Ideas to Budget



- ▶ Teams are responsible for obtaining their own supply of canned foods
- ▶ Choose cans that match needed colors in your structures and determine cost
- ▶ Structure costs vary: \$3,000 - \$6,000
- ▶ Include all supplies (leveling, tape, etc.) in budget
- ▶ Buy extra cans!



# Angry Birds Concept Design



Angry Birds Design =  
3,256 cans







# Need Help?



- ▶ New this year?
- ▶ Having a structural issue?
- ▶ Need a Mission Statement?
- ▶ Are you stuck?



Let us mentor  
your team:

Email: [teams@canstructionpdx.org](mailto:teams@canstructionpdx.org)



# Consult the Experts

- ▶ Check out the CanstructionPDX website // social media accounts for past designs
- ▶ Google Canstruction images



@CanstructionPDX



[www.canstructionpdx.org/](http://www.canstructionpdx.org/)





# Building Logistics







# Submissions Schedule



- ▶ Deadline for Entry: Friday, June 2, 2023
  - ▶ Submittal No. 1: Friday, June 23, 2023
  - ▶ Submittal No. 2: Friday, July 21, 2023
  - ▶ Submittal No. 3: Friday, August 25, 2023
- 
- ▶ ConstructionPDX website will have all submittal details: [www.constructionpdx.org](http://www.constructionpdx.org)





# Build-Out Schedule (Tentative)



- ▶ Build Out: Monday, September 18, 2023
- ▶ Judging: T.B.A.
- ▶ Awards Gala: T.B.A.
- ▶ Public Viewing: September 18 – September 24, 2023
- ▶ De-Construction: Sunday, September 24, 2023



# Pre-build



- ▶ Confirm supply
  - ▶ change of label, enough at one store...order in advance!
- ▶ Prepare building materials
  - ▶ pre-cut leveling devices (foam core, plexiglass, cardboard)
- ▶ Recommend minimum partial pre-build
- ▶ Complete 3-4 weeks before build-out



# During Build-Out

- ▶ 5 team members on carpet at once
- ▶ Supplies
  - ▶ leveling devices
  - ▶ ladder
  - ▶ clear tape
  - ▶ hand truck
- ▶ Take out what you brought in
- ▶ Eat in designated eating areas
- ▶ Do not breakdown boxes





# Gala

- ▶ Showcase the event and team's hard work
- ▶ Date to be announced





# De-Canstruction

- ▶ Each team must bring *at least 5* volunteers
- ▶ All items brought into Pioneer Place must be removed



# De-Canstruction

- ▶ Teams must leave their site “broom-clean”
- ▶ Bring vehicles large enough to remove all items
- ▶ Bring tools to breakdown your structure (ladders, knife, scissors)
- ▶ Oregon Food Bank will take all food





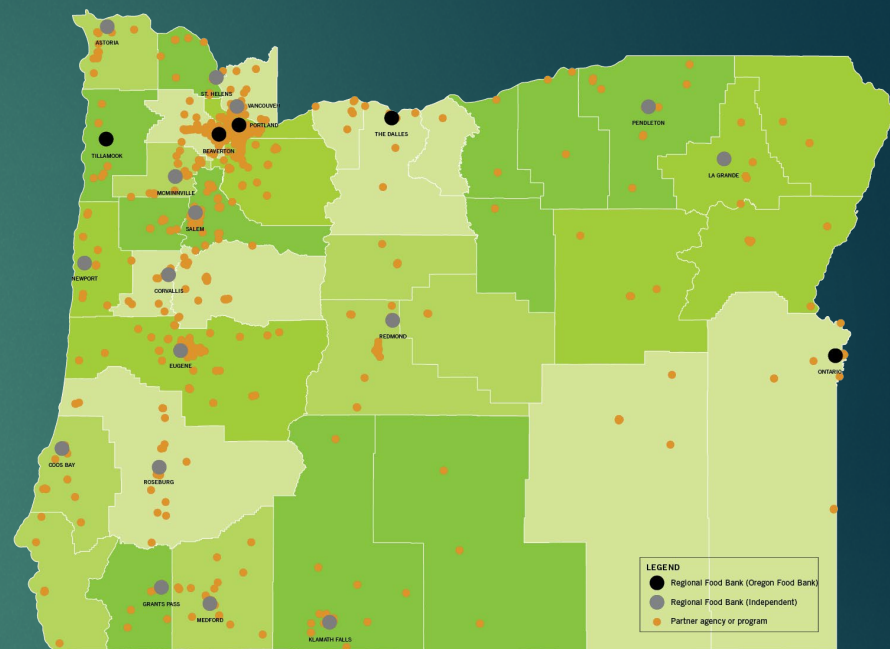


ZAKIYA JACKSON  
COMMUNITY PHILANTHROPY DEVELOPER  
[ZJACKSON@OREGONFOODBANK.ORG](mailto:ZJACKSON@OREGONFOODBANK.ORG)



# Who We Are

**21 regional food banks** with **1,200 food assistance sites** serving Oregon and Clark County, WA.







# Hunger in Oregon Pre-pandemic

- ▶ **More than 860,000** people in Oregon engage with our network each year.
- ▶ **Nearly half of school aged children** in Oregon qualified for free - or reduced-cost lunch\*

\*ODE 2018-19 data

# Hunger Today

- ▶ **Today, nearly 1 in 8 people in our communities face hunger\*** — a dramatic increase.
- ▶ And the public health and economic impacts of the pandemic have fallen hardest on people who have faced systemic inequities for generations:
  - ▶ people of color
  - ▶ immigrants and refugees
  - ▶ single parents and caregivers; and
  - ▶ trans and gender non-conforming neighbors





# Hunger's Root Causes



- ▶ Two main causes of hunger
  - 1) Poverty
  - 2) Inequities



# Food Today



- Everyone deserves healthy fresh food
- 58% of all food distributed as fresh or frozen produce, dairy and protein



# Food Tomorrow

- ▶ Support self-sufficiency
- ▶ Nutrition and garden education programs
- ▶ Community food systems activities, including health screenings



# Food for All

- ▶ Food for All Oregonians (FFAO)
- ▶ Land Access
- ▶ Double-Up Food Bucks
- ▶ Farmerworker Protections
- ▶ And so much more!







# Our Ten Year Vision

We envision resilient communities throughout Oregon and Southwest Washington that never go hungry.



# Ways To Get Involved

- ▶ Volunteer
- ▶ Advocate for and support legislation that will help end hunger
- ▶ Donate








# Questions?

[canstructionpdx.org](http://canstructionpdx.org) | [@canstructionpdx](https://twitter.com/canstructionpdx) |







/// FIGHT HUNGER FEED HOPE ///